

What is SEB?

Safe Exam Browser is a web browser environment to carry out e-assessments safely. The software turns any computer temporarily into a secure workstation. It controls access to resources like system functions, other websites and applications and prevents unauthorized resources being used during an exam.

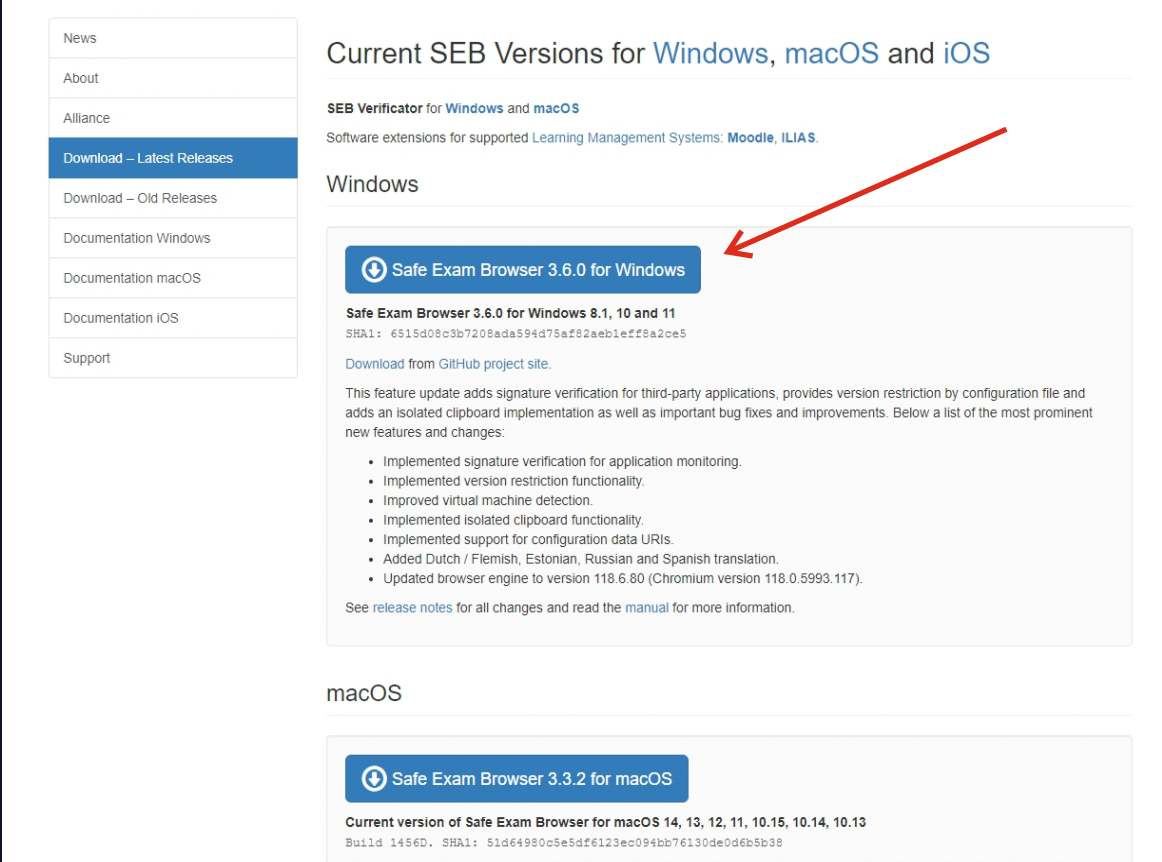
Learning with SEB:

Learning with SEB provides a secure and controlled environment for accessing syllabi and writing exams, ensuring integrity while benefiting users through fairness, focus, privacy protection, and flexibility.



How to Install & Process SEB

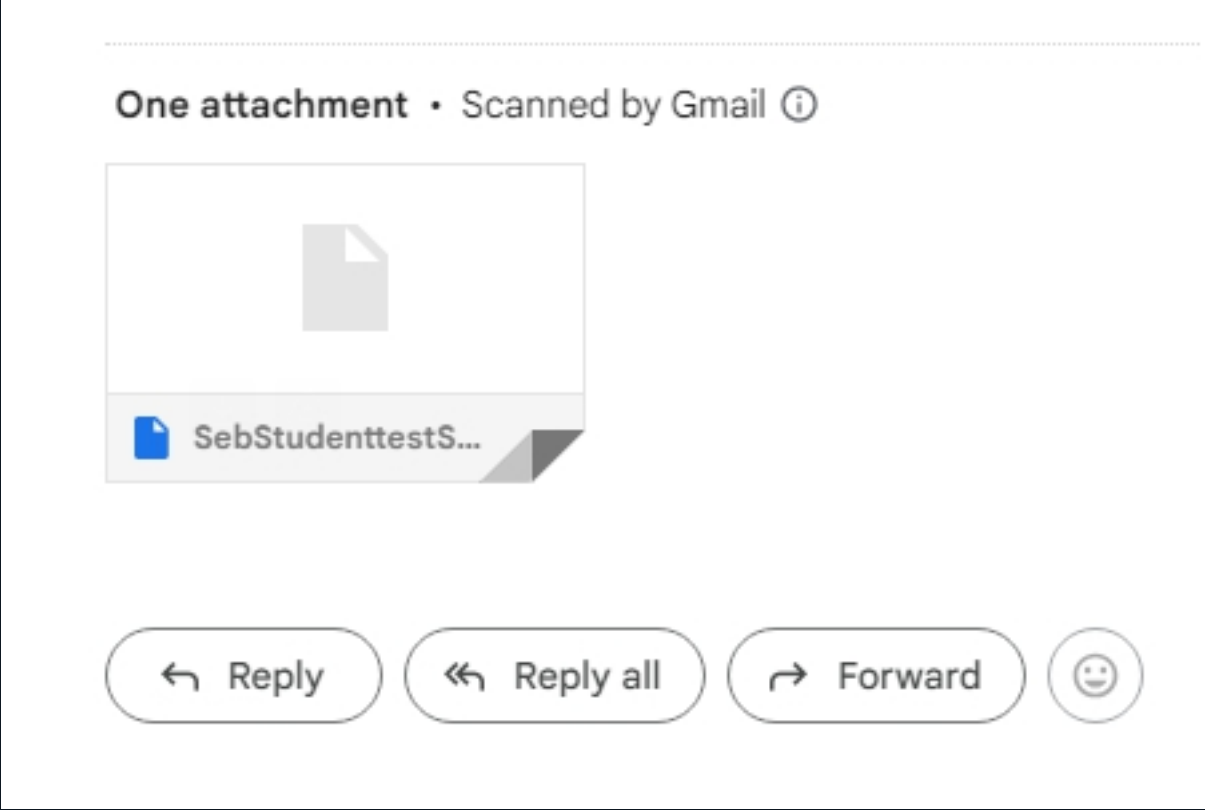
Step 1 : **Download** the SEB file (The link for the same has been sent to you in the registration email)
Or you can click on the following link to download the installation file: [**https://safeexambrowser.org/download_en.html**](https://safeexambrowser.org/download_en.html)



Step 2 : Double-click on the downloaded file to initiate the installation process.
Follow the on-screen prompts to complete the installation.

How to login to read the chapters:

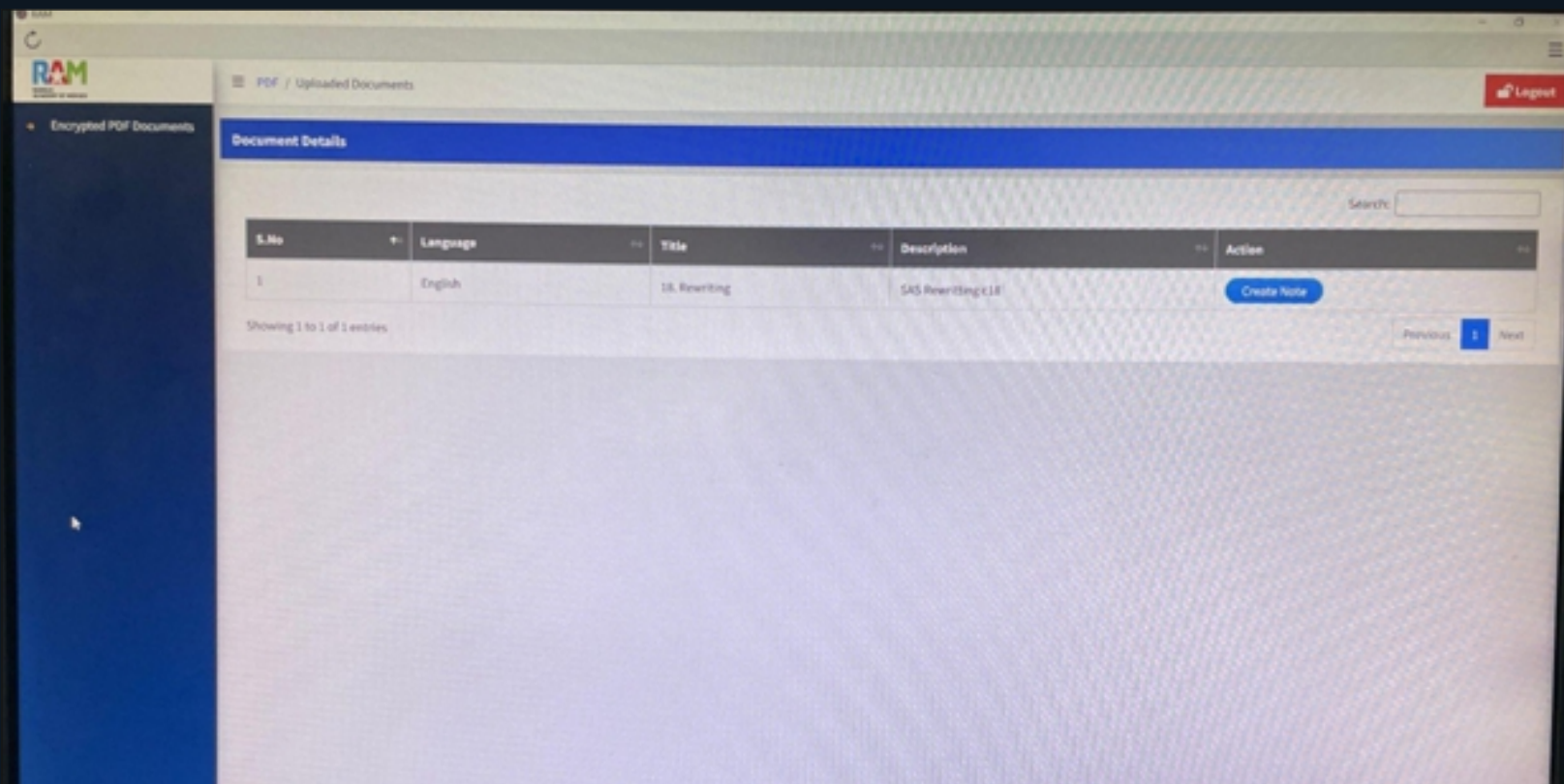
- Step 1 :** After successful installation, revisit the registration email.
- Step 2 :** Note down the User ID and Password.
- Step 3 :** Again, in the email you will find an attachment that will include the safe exam browser Configuration File. The extension of the file will be .seb - Download the attachment.



- Step 4 :** Double-click the attachment file from the downloaded folder, this will open the SEB application.
You will be prompted to enter your login credentials.
- Step 5 :** Use the username provided in the email &
Enter the password sent to your registered mobile number via OTP.
- Step 6 :** Once you have enter the User ID and password, you will reach the next stage where you can start reading the chapters.



Step 7 : Upon first login, you will be required to change your password for security purposes.
Once logged in, you will be directed to the dashboard where you can access your courses and exams.



- * Feedback and contact options are available.
- * Sequential chapters are unlocked upon successful completion of reading and exams.

Exam using SEB:

Users log in to the exam portal with the details provided in the email upon successful completion of reading the chapter.

- * Exam instructions are provided.
- * Exams have a limited duration.
- * A timer indicates the remaining time.
- * After completion, users can access the next chapter.
- * Exam evaluation and results are visible on the dashboard.